

PROCEDURAL PROFILE DATA SET

An intelligent and intuitive tool for viewing CPT coding profiles for any provider specialty, our procedural profile data is linked with our industry leading data that includes contributions from hundreds of medical groups across the nation. Quartile options allow users to go beyond averages or medians found in CMS coding data and see the entire spectrum of highest- and lowest-producing outcomes with benchmarking at a CPT code level.

What's included is a depth of data beyond specialties available in the CMS coding data, for each chapter:

- | | |
|---|---|
| <ul style="list-style-type: none">• E/M: CPT Codes 98000-99499• Anesthesiology: CPT Codes 00100-01999• Surgery: CPT Codes 10004-69990• Radiology: CPT Codes 70010-79999• Pathology and Laboratory:
CPT Codes 80047-89398 | <ul style="list-style-type: none">• Medicine: CPT Codes 90281-99607• Other HCPCS• All CPT Codes• Top 20 Codes |
|---|---|

Use of this data will enable you to:

- | | |
|--|--|
| <ul style="list-style-type: none">• Provide detailed productivity targets for your provider to achieve maximum revenue.• View the "Top 20 Codes" performed by other providers in the same specialty to ensure you're stacking up correctly. | <ul style="list-style-type: none">• Discover new opportunities and services lines that may have been previously overlooked.• Evaluate potential revenue gains from adding a new physician, advanced practice provider and/or service line to your organization. |
|--|--|













View the "Top 20 Codes" performed by other physicians in the same specialty to ensure you're stacking up correctly. Another added benefit of this feature is discovering new opportunities and service lines that may have been previously overlooked!

BENCHMARK AND QUARTILE FILTERS

Comparing CPT code frequency is important, so we built in a function allowing users to compare the volume of each code performed against the total volume of codes performed as well as the volume per provider. Since coding directly impacts provider productivity, we linked data from the MGMA DataDive Compensation and Production dataset to drill down into coding profiles for the highest- and lowest-producing providers in the areas of:

- Collections
 - Compensation
- Work RVUs


Top Quartile of Compensation Pediatrics

Description	Provider Count	CPT Series Volume	Percent of Total Volume	Percent of CPT Series	Volume Per Provider	Graph
Office or Other Outpatient, Established Patient	59	116,596	16.22%	47.46%	1,976	 
Description	CPT Code	Provider Count	CPT Series Volume	Percent of Total Volume	Percent of Breakout	Volume Per Provider
Office/outpatient visit est	99213	59	73,391	10.21%	62.94%	1,244
Office/outpatient visit est	99214	59	37,392	5.20%	32.07%	634
Office/outpatient visit est	99212	57	4,023	0.56%	3.45%	71
Office/outpatient visit est	99215	44	1,677	0.23%	1.44%	38
Office/outpatient visit est	99211	16	113	0.02%	0.10%	7
Preventative Medicine	59	111,940	15.57%	45.56%	1,897	 
Newborn Care	45	7,912	1.10%	3.22%	176	 
Hospital Inpatient	39	4,624	0.64%	1.88%	119	 
Hospital Observation	23	1,479	0.21%	0.60%	64	 
Office or Other Outpatient, New Patient	58	2,151	0.30%	0.88%	37	 

Drill down even further in prominent categories necessary for apples-to-apples comparisons:

- Demographic classification
 - Geographic section
 - Number of FTE physicians
 - Organization ownership
- Practice type
 - Total medical revenue
 - Type of compensation tax form
 - Years in specialty

Once you have the specific, detailed info you are looking for, export your findings easily into Excel within a few clicks.





To learn more, visit mgma.com/ddprocedural or contact us based on your organization type:

PATIENT CARE ORGANIZATIONS

877.275.6462, ext. 1801
sales@mgma.com

BUSINESS SERVICE ORGANIZATIONS

877.275.6462, ext. 1266
dataorgs@mgma.com

 | **datadive**
powered by 

©MGMA. All rights reserved. PROCEDURAL PROFILE 2